

WIRELESS PRINTING

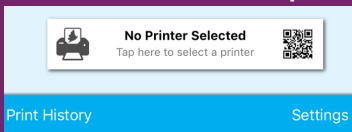


.10 per page BW
.50 per page Color

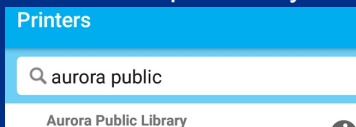
1. Download the **PRINTERON** app via the App Store or Google Play.



2. Open the PrinterOn app, and tap the icon at the bottom to select printer.



3. Search "Aurora Public Library"
Choose BW or Color printer at your location

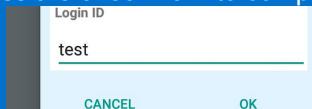


4. Select the document and press Print.

PrinterOn will need to access your photos and documents.



5. Enter a unique name to retrieve job.
Press the checkmark to complete.



To Retrieve Job:

Go to copier, select "Webprint user" and type in your unique name. Insert cash and press "Print All"

NEED HELP FINDING YOUR PRINTOUTS?
Ask the Computer Assistant!